




Cables and Receptacles

Device Type	Ratings	Wires	Conductor Colors**	Length (FT)
 PH = Double Ended Cable with Male/Female Straight PM = Male Single Ended Straight PN = Male Single Ended 90° PF = Female Single Ended Straight PG = Female Single Ended 90° PQ = Double Ended Cable with Female 90° PR = Double Ended Cable with Male 90° PS = Double Ended Cable with (2) 90° Connectors  RF = Female Receptacle*  RM = Male Receptacle (Inlet)*	03 = 3A - 2W, 3W 3A - 4W up to 300V	02 03 04	PA = Green/Yellow Black (all others)	001 = 1' 005 = 5' 010 = 10' 015 = 15' 020 = 20' 025 = 25' 030 = 30' 035 = 35' 040 = 40' 045 = 45' 050 = 50'
	R3 = 3A - 2W, 3W 3A - 4W up to 300V	02 03 04	PB = Green/Yellow White Black (all others)	
	10 = 10A - 2W, 3W 10A - 4W 10A - 5W, 6W, 7W 10A - 8W, 9W 7A - 10W, 12W up to 600V	02 03 04 05 06 07 08 09 10 12	PE = All Blue***	

Example: PH

10

06

PB



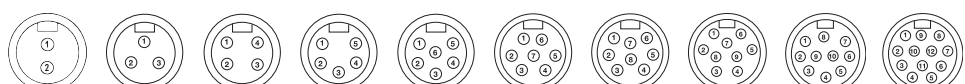
005

Note: *1/2" NPT rear thread.

**Other color codes available upon request.

***Two wire only.

Configurations (Male face view shown, female view is opposite)

03		Typically used for inputs in DC control circuits
R3		Typically used for outputs in DC control circuits
10		

Splitters/Tees

Description	Catalog Number
LINKOSITY® M/F/F Splitter, 3A/4W	TX0304000304T00
LINKOSITY® M/F/F Tee, 10A, 2 Pole	TX1002001002T00
LINKOSITY® M/F/F Tee, 10A, 3 Pole	TX1003001003T00
LINKOSITY® M/F/F Tee, 10A, 4 Pole	TX1004001004T00
LINKOSITY® M/F/F Tee, 10A, 5 Pole	TX1005001005T00
LINKOSITY® M/F/F Tee, 10A, 6 Pole	TX1006001006T00



TX1004001004T00

Closure Caps

Description	For use with	
	Female Receptacle	Male Inlet
3A Closure Cap	CCM1C	CCF1C
10A Closure Cap, 2, 3, 4, 4, 5 and 6 Pole	CCMAC	CCFAC
10A Closure Cap, 7 and 8 Pole	CCMBC	CCFBC
10A Closure Cap, 9, 10, 12 Pole	CCMCC	CCFCC



CCFAC